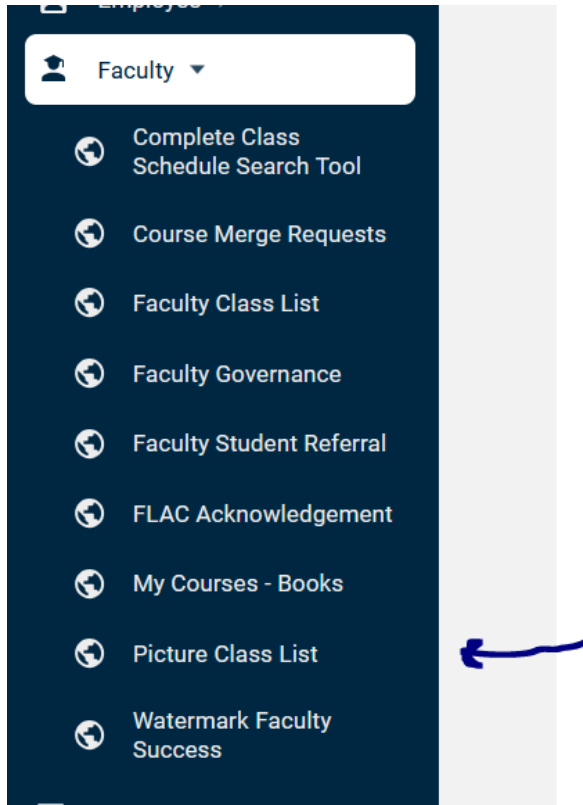
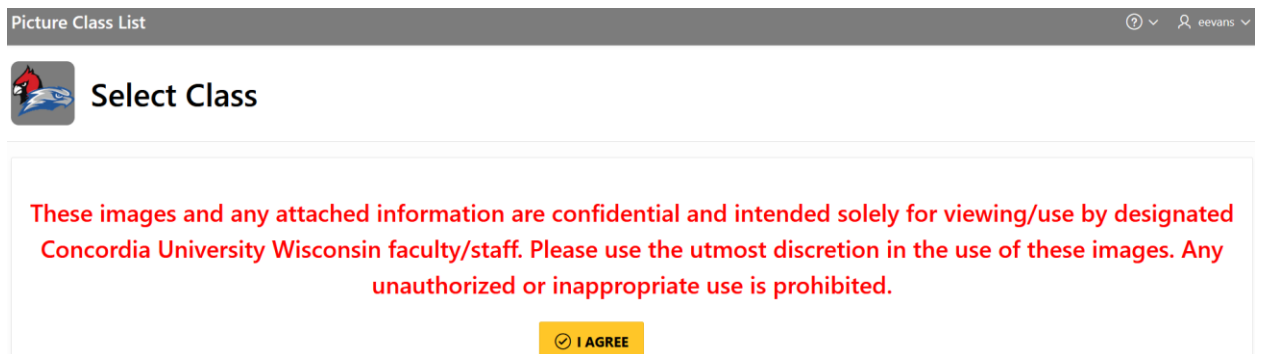


1. On the Portal, under Tools in the left menu, click on Faculty. Use the drop down to locate "Picture Class List."



2. You will be asked to agree that the information is confidential



3. Then Select Your Term

Term  
- Select Term -

Q ▾ Go Actions ▾

4. Then Select "Click to View Class"

Term  
Spring 2025

Q ▾ Go Actions ▾


	CRN	Subject	Course Number	Course Title	Current Enrollment	Maximum Enrollment	Part Of Term
<a href="#">Click to View Class</a>	30986	ED	2820	How Adults Learn	14	30	202530-88 (Second 8 Weeks)

5. From here you can email your class, download the roster as an EXCEL file, or using the Print command on your Keyboard, save the photos to a PDF.

**30986 - ED 2820 How Adults Learn (202530)**


 [- Email Class -](#)

 [Download Class Roster](#)

  
Program:Elementary Education  
Major:Elementary Education-Accel



Click to Print

  
Senior  
Program:Adult Ed-Health Care Mgmt BA  
Major:Health Care Management-AE



Click to Print

  
Senior  
Program:AE-Business Management  
Major:Business Management



Click to Print